



FARRASINDO GROUP



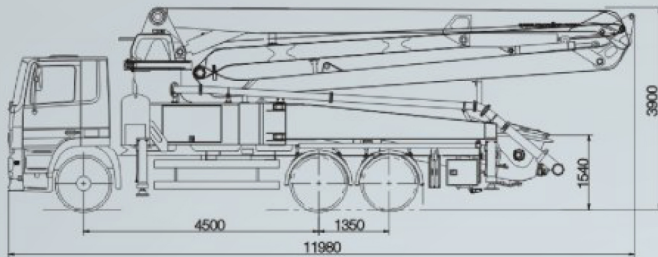
SCAN DISINI

“SUPER LOONG BOOM 37 METER ON CHASSIS 6 x 4”

Chassis match: can match the chassis according to customer's requirement

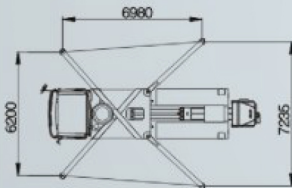
## CITIPUMP-37X-5RZ

### Dimensions

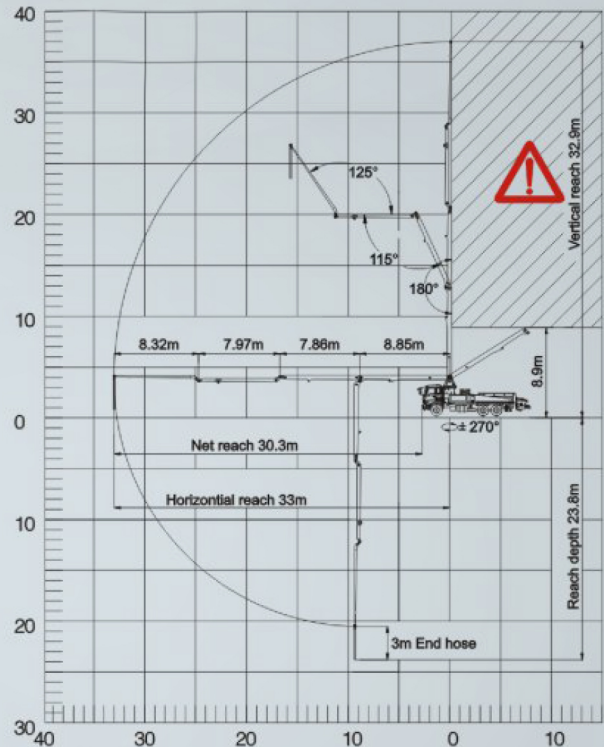
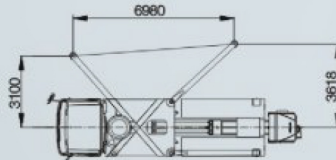


Dimensions varying according to truck assembly

### Full Support



### Lateral Support



Jl. Raya Srengseng No.41 A-B  
Srengseng, Kembangan, Jakarta Barat  
DKI Jakarta, INDONESIA 11630

(+62 21) 587 0525

(+62 21) 589 02871 / (+62 21) 597 0538

www.farrasindo-cp.co.id

www.intijaya-parts.com

# CONCRETE PUMP



FARRASINDO GROUP

## CITIPUMP - 37X - 5RZ

### Main Features

- Compact in design, 37m pump mounted on 3-axle truck. Efficient pump unit, ideal for long time use.
- Agile placing boom with 5 arms with unfolding height 8.9m only, which gives a wide work range.
- One side lateral support enables to work in narrow sites.
- Controller is designed for heavy duty use, with a monitor, it monitors the pump intelligently on working data management, real-time diagnostics, alarm logging, and service interval notice.
- Rich in configurations and high quality components.

### Standard Supply

- Remote control with 20m cable
- Pneumatic auto lubrication on mixing and pumping unit
- Controller with touch screen panel
- MBIT (Multi-Boom intelligent Technology) control
- One side lateral support system
- Optimized hopper with agitator
- Special alloy wearing plate and cutting ring
- Long-life delivery pipeline
- Rear light on hopper, horn on boom
- Outrigger support platesx4 with housing
- High pressure water pump
- Accessories for cleaning and pipes washing
- Blue and white color painting with wax protection
- Traffic permission kit
- Tool kit for daily maintenance
- Two Use & Maintenance Manuals
- Spare parts and service Manual

### Optional

- Automatic High/Low pressure switch
- Other configuration on demand

Distribution valve	S-valve	
Max. Concrete Output	m <sup>3</sup> /h	120/70
Max. Concrete Pressure	bar	70/110
Delivery Cylinder	mm	230
Stroke Length	mm	2100
Strokes	1/min	22/13
Hopper Capacity	L	550
Filling height	mm	1540
Hydraulic System	Open Loop	
Hydraulic oil cooling	Double fans	
High/Low Press. Switch	Manual	
Lubrication on pump	Automatic	
Lubrication on hopper	Automatic	

Boom Control Valve	Proportional	
Number of Arms		5
Folding System		RZ
Max. Reach Vertical	m	37
Max. Reach Horizontal	m	33
Max. Reach Depth	m	23.8
Min. Unfolding Height	m	8.9
End Hose Length	m	3
Pipeline	DN125/5.5	
Slewing Range	± 270°	
Slewing Motor	x 1	
Remote Control System	Radio	
Water Pump	20L/min, 60bar	
Tool kits with box	Standard	

Technical data and characteristic subject to modifications without notice